



 GROHE StarLight®

 GROHE DreamSpray®

Rainshower® F-Series ceiling, overhead and wall mounted showers enable the user to create their preferred interface to water. The flat panels blend seamlessly into the surrounding environment, reducing the technical nature of the product and maximising the showering space.

Each unit features GROHE DreamSpray® technology, for equal and efficient distribution of water to every single nozzle.

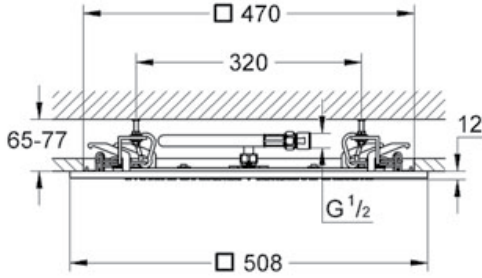


# GROHE Rainshower® F-Series



**27286B**

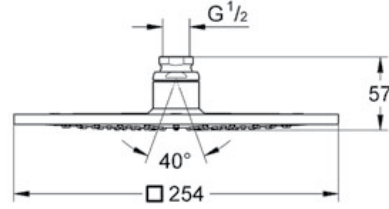
Rainshower F20 Square Ceiling Shower  
In-Ceiling fixed Shower. 12LPM



12L/pm WELS 2 STAR

**27271B**

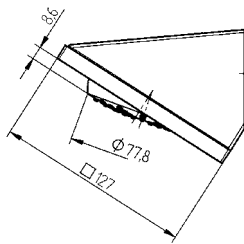
Rainshower F10 Square Ceiling / Wall Mounted  
Fitted to Ceiling or Wall Arm. 9LPM



9L/pm WELS 3 STAR

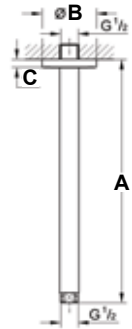
**27253B**

Rainshower F5 Wall Shower  
9LPM



9L/pm WELS 3 STAR

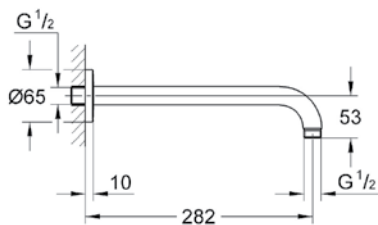
**Argent Ceiling Shower Arm**



w/- ROUND FLANGE	w/- SQUARE FLANGE	A	B	C
231075	2S1075	75mm	55mm	5mm
231150	2S1150	150mm	55mm	5mm
231300	2S1300	300mm	55mm	5mm
231450	2S1450	450mm	55mm	5mm

**28576B**

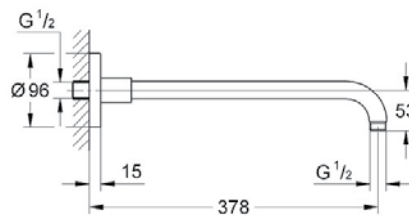
Shower Arm Modern



\*Installation Note: See Argent website for comprehensive advice.

**28982B**

Shower Arm Jumbo



\*Installation Note: See Argent website for comprehensive advice.

Technical Advice Hotline 1800 356 717

email: [ac@argentaust.com.au](mailto:ac@argentaust.com.au)

[www.argentaust.com.au](http://www.argentaust.com.au)

**Argent Central**  
Ph: 1300 364 748  
Fax: 1300 656 057

**Brisbane**  
Ph: 07 3252 6101  
Fax: 1300 656 057

**Melbourne**  
Ph: 03 9250 1600  
Fax: 03 9250 1699

**Sydney**  
Ph: 02 8394 5800  
Fax: 02 8394 5888

**Perth**  
Ph: 08 9445 0500  
Fax: 08 9445 0510

