


Architectura Accessories



DE Montageanleitung

EN Installation Instructions

ES Instrucciones de montaje

FR Instructions de montage

IT Istruzioni per il montaggio

NL Montagehandleiding

RU Инструкция по монтажу

ZH 安装说明

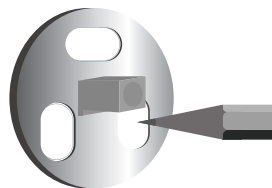
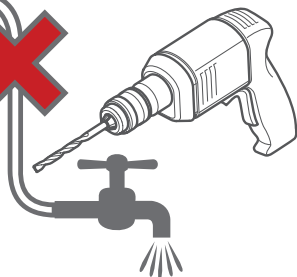
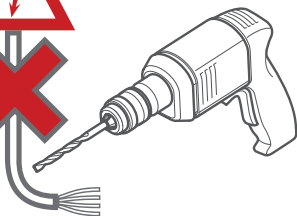
PL Instrukcji montażu

argentaust.com.au

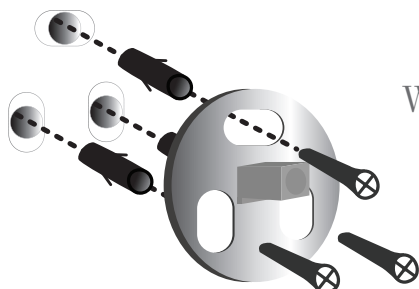


Villeroy & Boch

1748

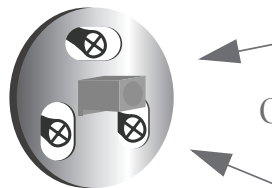


Mark out holes



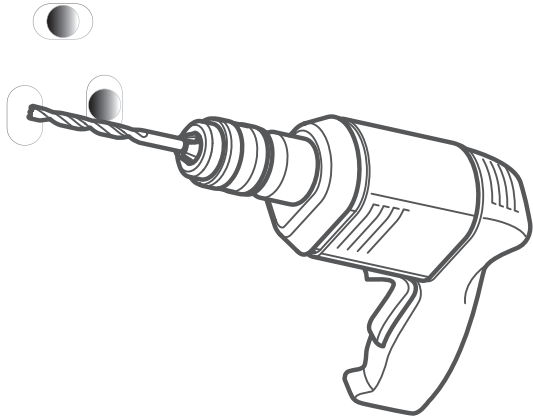
This
Way Up

Insert Wall Plugs, Wall-Plate, and Screws
as shown above




Choose and at

Using Wall-Plate

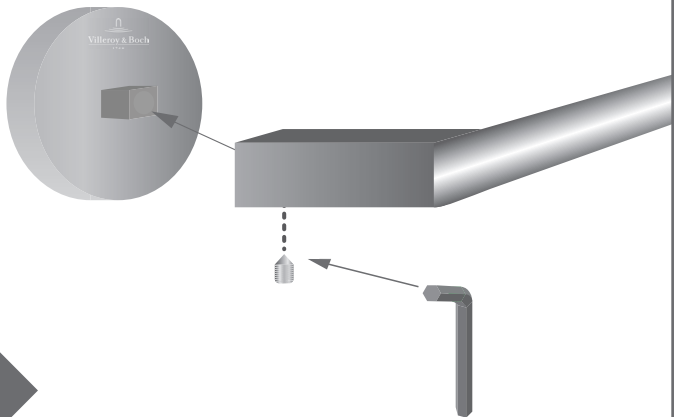


Drill holes

Or



Attach Faceplate



Attach Accessory and use Hex
Key to tighten Screw

CARE & MAINTENANCE

TAPWARE, SHOWERS & ACCESSORIES

To maintain the original finish of your tapware, showers and accessories it is important the following care and maintenance recommendations are followed;

- Use a soft cloth (e.g. microfibre) with warm water or a mild liquid soap and water to wipe the surface clean.
- Immediately wipe dry with a soft cloth.
- Never use harsh chemical or abrasive cleaners (e.g. cream cleaners) as they may scratch or damage the finish.
- Never use abrasive cloths, sponges and scouring pads as they may scratch or damage the finish.
- Personal products (e.g. toothpaste) can damage the finish of your product and should be cleaned off immediately.
- Incorrect care and maintenance of your product may void your product warranty.



For more information,
contact us or visit our website

argentaust.com.au
1300 364 748

support@customer-central.com.au